

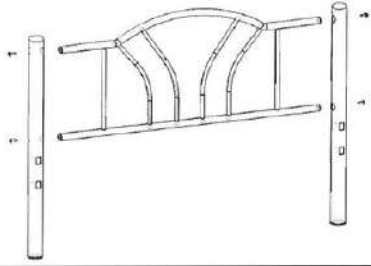
DİKKAT !!!

RANZA KURULUM KILAVUZU - BUNK BED ASSEMBLY

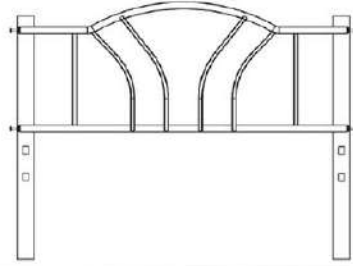
MONTAJ ESNASINDA VİDALARI SIKMADAN SADECE TUTTURUNUZ, ÜRÜN KURULUMU BİTTİKTEN SONRA VİDALARIN TAMAMINI SIKINIZ.

CAUTION !!!

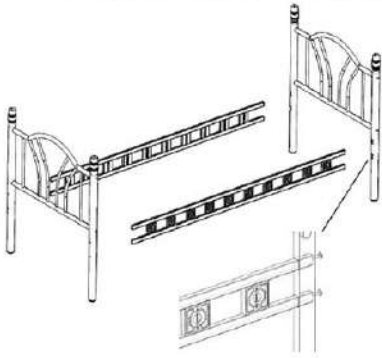
KEEP THE SCREWS WITHOUT TIGHTENING DURING INSTALLATION, TIGHTEN THE SCREWS AFTER THE PRODUCT SETUP IS FINISHED.



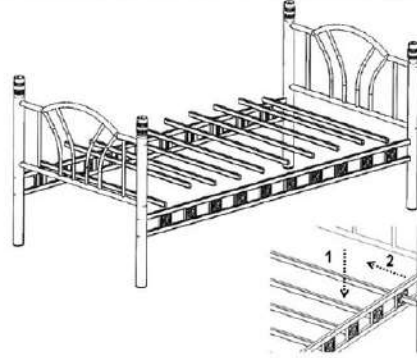
1



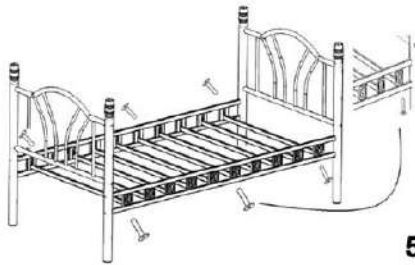
2



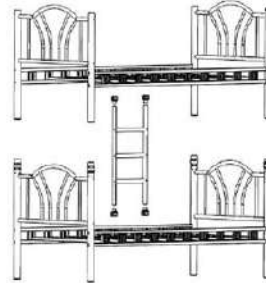
3



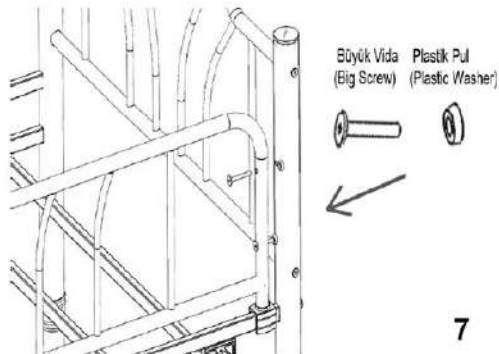
4



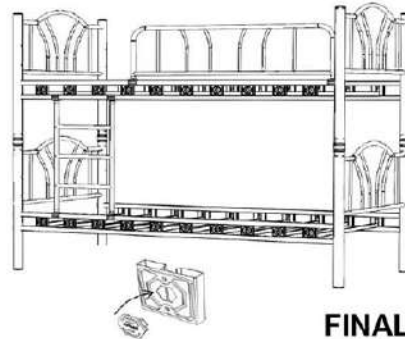
5



6



7



FINAL