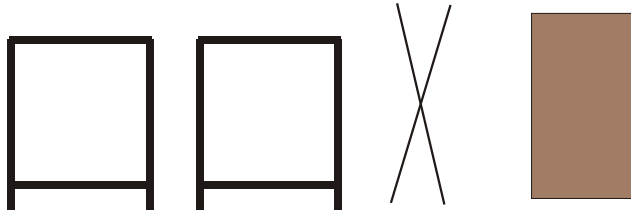


ÇALIŞMA MASASI KURULUM ŞEMASI

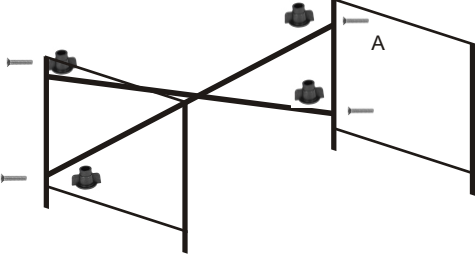


A  4 adet

B  4 adet

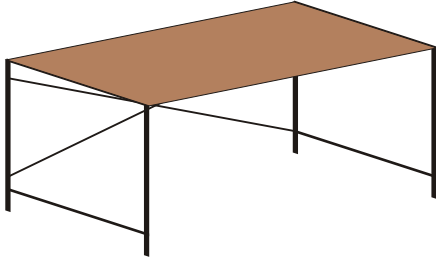
C  4 adet

D  4 adet



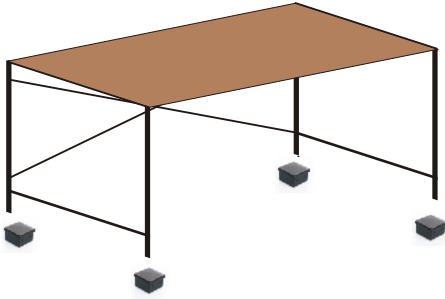
1

Yan ızgaraları yerleştirip sabitleme çubuklarını işaretli yerlerden A ve D nolu vida ile sabitleyin.



2

Üst tablayı yerleştirip C nolu vidalar ile iskeletle tablayı birbirine sabitleyin.



3

B nolu tıpaları ürünün altına yerleştirin